

## TUBE

WISPEAK – WIRELESS PRO AUDIO

Rail-mount Loudspeaker



# WiSpeak

### PRODUCT OVERVIEW

WiSpeak TUBE is a self-powered 3" lamp style loudspeaker with wireless audio reception and control capabilities under the control of the Master unit, featuring an installation system which is compatible with ceiling light rails.

### KEY FEATURES

- Lamp style self-powered WiSpeak receiver, including 3" loudspeaker
- Lighting rail mount compatible (Compatible light rails: 4 wire 3 circuit track system such as Global Track Pro or compatibles)
- Universal, internal power supply, taking mains AC from the lighting rail bracket (100-240VAC 50-60Hz)
- 1x WiSpeak wireless audio signal received, from the transmitter it is paired to
- 1x AUX OUT analogue signal available (a copy of the received WiSpeak signal). It can be used for linking the unit to external audio devices, like amplifiers, mixers or subwoofer units
- Back panel UNPAIR control and LED indicators
- Recommended maximum range from a CORE transmitter to any WiSpeak paired receiver: 12 meters, with direct line of sight<sup>1</sup>
- Available in white (RAL 9003) and black (RAL 9005)

### APPLICATIONS

- Retail
- Hospitality
- Education
- Corporate
- Sports and wellness

### ACCESSORIES AND COMPATIBLE DEVICES

- WiSpeak CORE
- TUBESMA: Optional Surface mount accessory



WiSpeak CORE



TUBESMA

## TECHNICAL SPECIFICATIONS

TUBE	
<b>Inputs</b>	
Type	CH1 / CH2: Digital, Mono, RF Wireless Audio
Input Selector	CH1 / CH2: via WiSpeak grip app
Controls	VOL: via WiSpeak grip app SOLO: via WiSpeak grip app ID TEST SIGNAL: via WiSpeak grip app PAIR / UNPAIR: via WiSpeak grip app and Panel button
<b>Outputs</b>	
Type	Internal Loudspeaker: Analog, Mono, Self powered
Nominal Output lvl. / Min. Load	AUX OUT: Analog, Mono, Balanced, Euroblock 0dBV / 10k $\Omega$
THD+N (at RX AUX OUT)	<0.015%
Signal Noise Ratio (at RX AUX OUT)	>95dB
<b>Internal Loudspeaker</b>	
Size	3" driver
Impedance	4 $\Omega$
Ways	1
Sensitivity 1W / 1m	83dB
Frequency range	105 - 20kHz (-10dB)
<b>Power Amplifier</b>	
Power (4 $\Omega$ , 1% THD)	18W
THD+N (1kHz Full Power)	<0.15%
<b>RF Wireless Audio</b>	
Frequency band	U-NII 5.1 – 5.8GHz (supported worldwide) Up to 24 non-overlapping RF channels <sup>2</sup> DFS support
Transmission Recommended Distance	Up to 12m from a TX to any paired RX, direct line of sight <sup>1</sup>
Audio transmission	24bit uncompressed, 48kHz SR
Audio channels	WiSpeak CH1 / CH2
Inter-channel delay error (speaker - speaker)	$\pm 1\mu\text{s}$
Reconnection time	Up to 120s <sup>3</sup>
Pairing time	Up to 120s <sup>3</sup>
<b>Latency</b>	
From TX IN to RX AUX OUT	<6ms
From TX IN to RX Speaker	<6ms
Jitter among receivers	$\pm 1\mu\text{s}$
<b>Digital Audio Performance</b>	
Sample size	24 bits
Sampling rate	48kHz
Frequency response	20Hz – 20kHz (-0.1dB)
<b>Converters</b>	
Resolution (DAC)	24 bits
Dynamic range (DAC)	100dB

Supply	
Mains voltage	100-240VAC 50-60Hz
Rated power consumption	15W
Power consumption (pink noise, 1/8 power)	7W
Power consumption (pink noise, 1/3 power)	13W
Mechanical	
Finish colour	White (RAL 9003) or black (RAL 9005)
Dimensions (without arm)	Ø96mmx110mm / Ø3.8"x4.3"
Support arm	Swivel (pan and tilt)
Weight	0.8kg / 1.76lb.

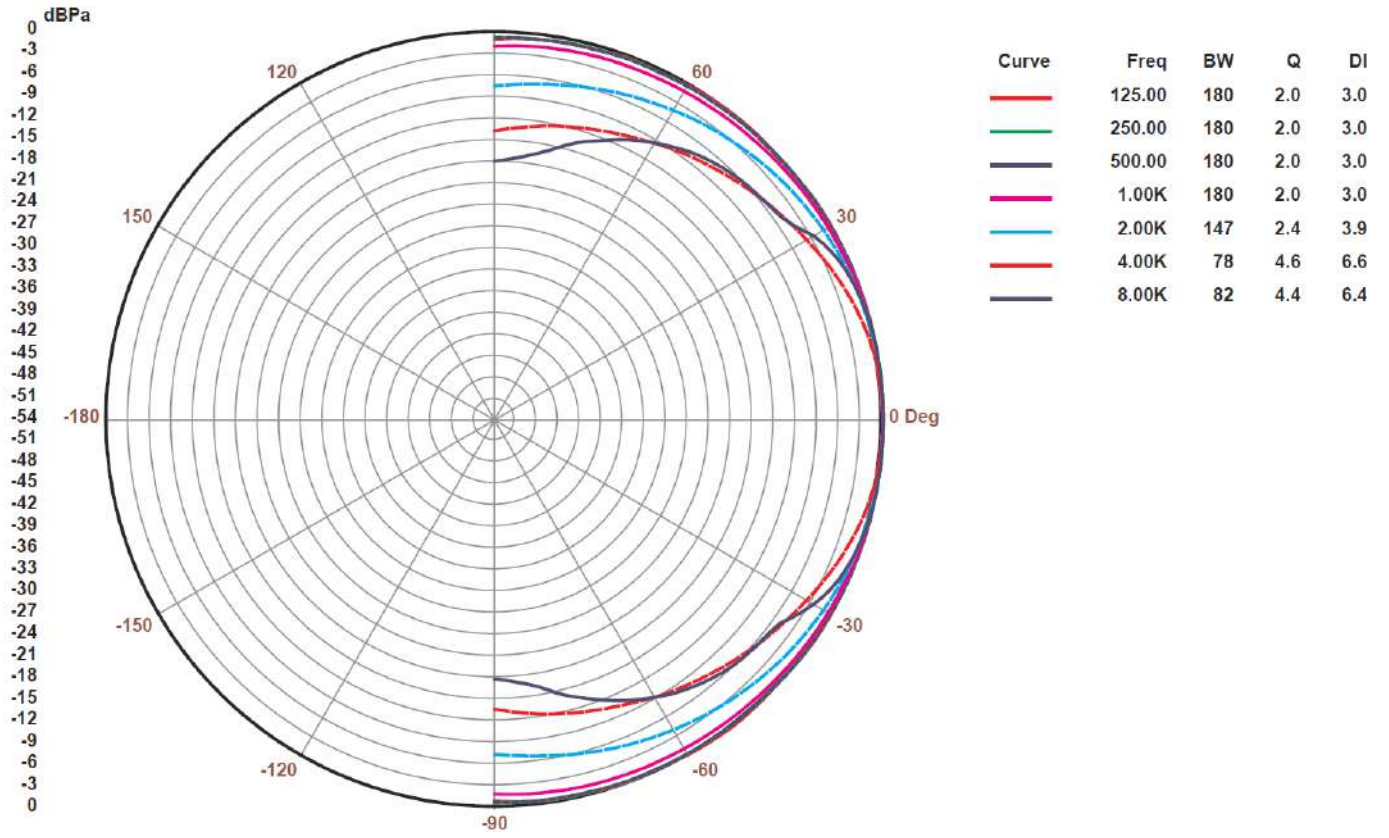
<sup>1</sup>WiSpeak features a unique & intelligent digital wireless transmission system: a solid and stable main channel is always used for the system's audio and control links, together with an alternative backup channel available. The system continuously monitors among 24 transmission channels to resolve the best backup channel option. In case the main channel's integrity is affected by third-party RF interferences, an instantaneous and clean (free of audio drops) switch to the backup one is performed.

Exceptionally, when working in environments with very high radio-electric contamination (presence of frequency inhibitors, WiFi networks saturation, etc.) WiSpeak might at times suffer disturbances in its proper functioning, like intermittent audio drops. In such circumstances, and along the system's installation and setup period, it might even be necessary to decrease the distance from the transmitter to each receiver to reach a solid and stable system performance along time.

<sup>2</sup>Varies by country.

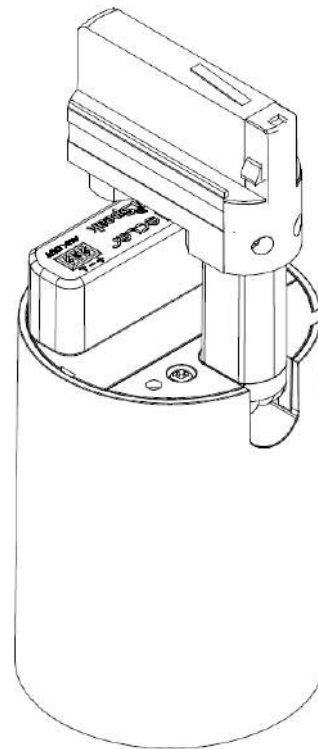
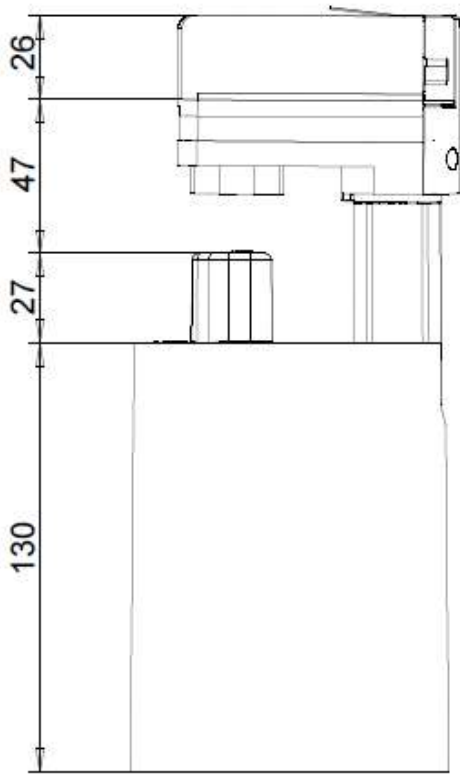
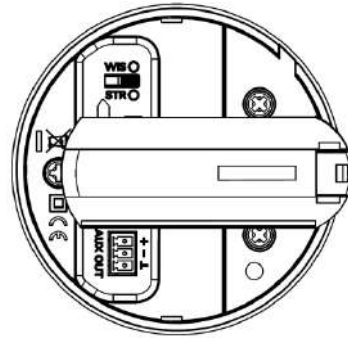
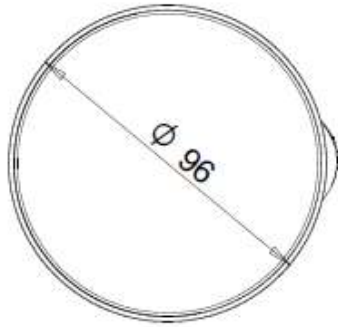
<sup>3</sup>Reconnection and pairing time also involve stabilization process to guarantee a solid and stable wireless communication. This time varies depending on adverse conditions described in <sup>1</sup>.

POLAR DIAGRAM

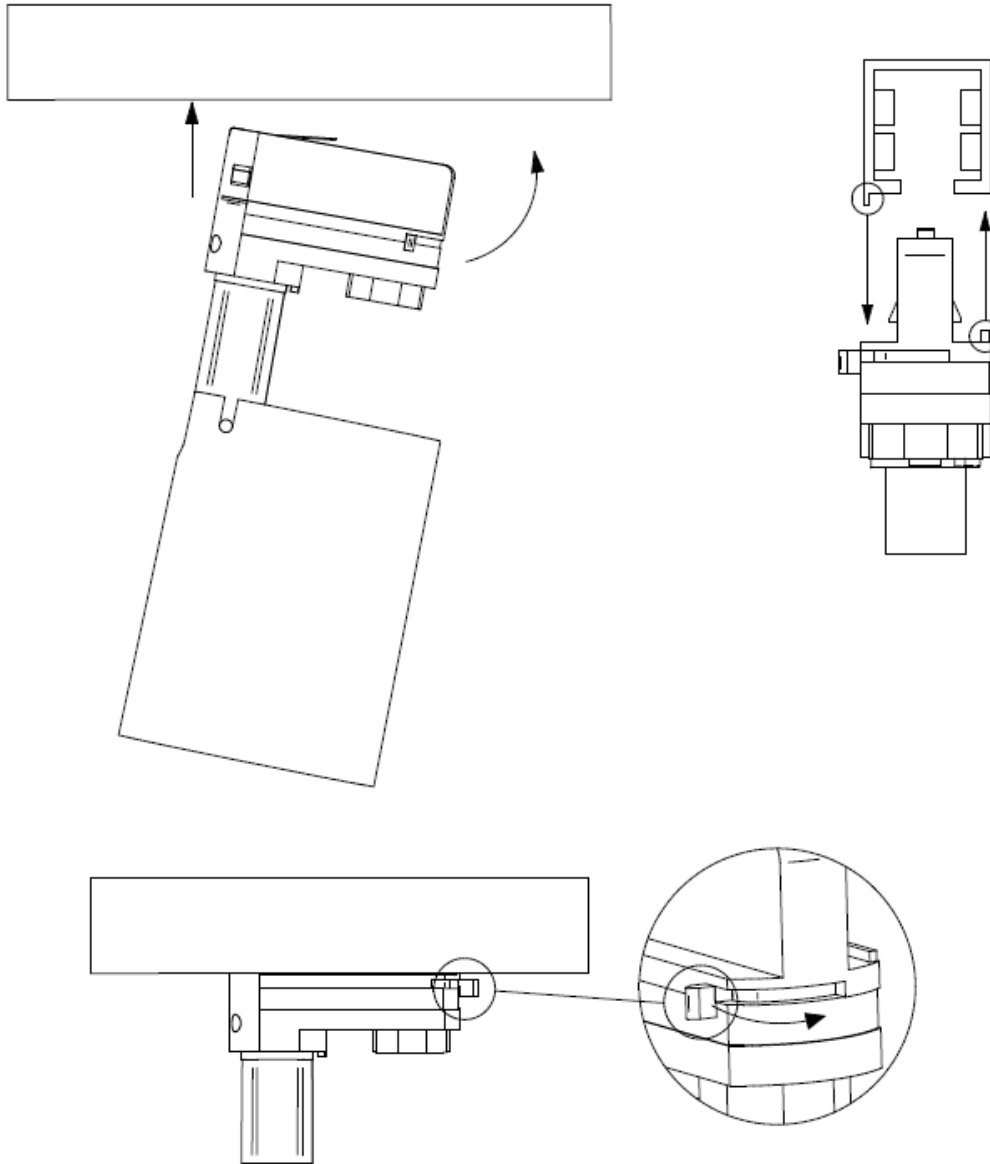


MECHANICAL DIAGRAM

Distances are in millimeters.



MOUNTING DIAGRAM





All product characteristics are subject to variation due to production tolerances. **NEEC AUDIO BARCELONA S.L.** reserves the right to make changes or improvements in the design or manufacturing that may affect these product specifications.

For technical requests address to your supplier, distributor or fill the contact form in our website, at Support / Technical Request.

Motors, 166-168 08038 Barcelona - Spain - (+34) 932238403 | [information@ecler.com](mailto:information@ecler.com) | [www.ecler.com](http://www.ecler.com)