

# Cyclone 10

## Key features:

- Passive 10" two-way surface mount loudspeaker
- Compact fibreglass enclosure
- Non-resonant structure
- Marine-grade stainless steel fittings
- UV-resilient paint
- Weather-protected with an IP-55 rating (BS EN 60529:1992 +A2:2013)

## Applications:

- Bar, club, lounge
- Outdoor
- Hotel, restaurant

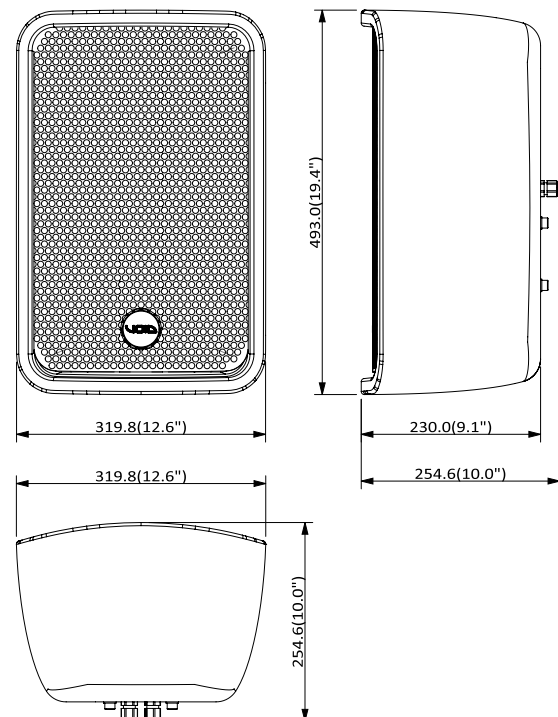


The Cyclone 10's beautifully sculpted fibreglass enclosure is paired with a smooth cellulose finish to create a weather-protected package with an IP-55 rating for years of great sound and trouble-free outdoor use, even in humid environments such as beach bars, resorts, cruise ships, hotels and public spaces. The Easy Hang XL bracket enables the Cyclone 10 to be installed quickly and securely with a wide range of adjustment.

## Specifications

Frequency response	52 Hz - 22 kHz $\pm 3$ dB
Efficiency <sup>1</sup>	97 dB 1W/1m
Crossover points	2.1 kHz passive
Nominal impedance	8 $\Omega$
Power handling <sup>2</sup>	350 W AES
Maximum output <sup>3</sup>	123 dB cont, 126 dB peak
Driver configuration	1 x 10" LF, 1 x 1" HF compression driver
Dispersion	90°H x 60°V
Connectors	Phoenix connectors with link out
Weight	14.5 kg (32 lbs)
Enclosure	Fibreglass
IP rating	IP-55 (BS EN 60529:1992 +A2:2013)
Rigging	Optional Easy Hang XL wall bracket
Finish	Smooth cellulose

<sup>1</sup> Measured in half space <sup>2</sup> AES2 - 1984 compliant <sup>3</sup> Calculated



# Cyclone 10

## Architectural specifications

The loudspeaker shall be a passive two-way system consisting of one high power 10" (250 mm), direct radiating, reflex loaded low frequency (LF) transducer and one 1" (25 mm) diameter composite plastic exit high frequency (HF) compression driver mounted on a user rotatable constant directivity horn in a moulded fibreglass trapezoidal enclosure.

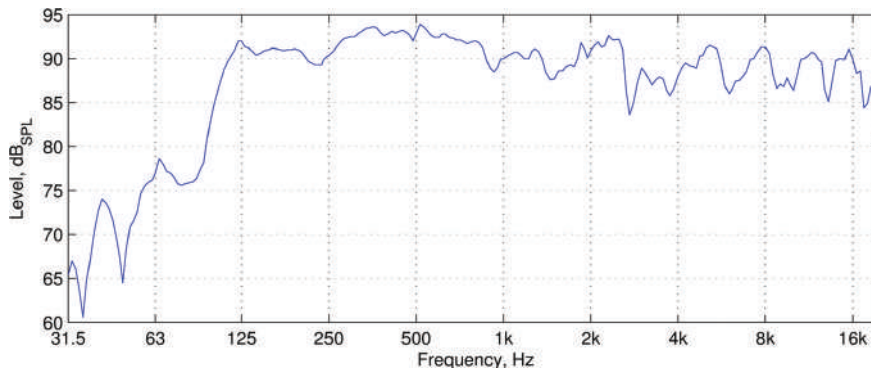
The low frequency transducer shall be constructed on a cast aluminium frame, with a treated paper cone, 50.8 mm (2") voice coil, wound with copper wire on a high quality voice coil former, for high power handling and long-term reliability. The high frequency transducer shall project its sound through a high precision constant directivity waveguide with a 152.4 mm (6") baffle diameter to achieve pattern control and low distortion.

Performance specifications for a typical production unit shall be as follows: the usable on-axis bandwidth shall be 52 Hz to 22 kHz ( $\pm 3$  dB), with an average 90° directivity pattern in the horizontal axis and 60° in the vertical one (-6 dB down from on-axis level) from 1 kHz to 15 kHz; and maximum

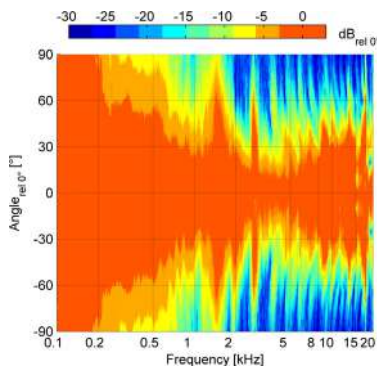
SPL shall be 126 dB peak measured at 1 m using IEC268-5 pink noise. Power handling shall be 350 W AES at a rated impedance of 8  $\Omega$ . The system shall be powered by its own dedicated power amplification module with DSP management. The wiring connection shall be via a single removable lockable wiring connector with four screw-down terminals (one pair for input and one pair for loop-out to another loudspeaker) to provide secure wiring and allow for pre-wiring of the connector before the installation. This connector should then screw lock to the enclosure to ensure secure attachment.

The enclosure, of any RAL colour, shall be of a moulded fibreglass reinforced plastic construction with a smooth cellulose finish and shall include integral threaded inserts for the fitment of wall and ceiling mounting hardware. The external dimensions of the cabinet are (H) 493 mm x (W) 320 mm x (D) 230 mm (19.4" x 12.6" x 9.1"). Weight shall be 14.5 kg (32 lbs).

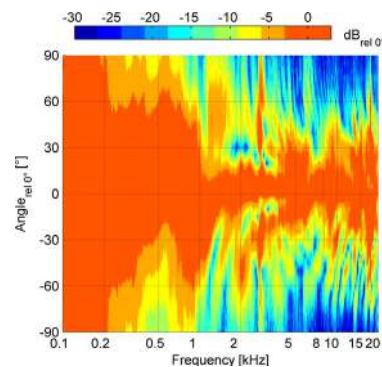
The loudspeaker system shall be a Void Acoustics Cyclone 10.



Frequency response (Anechoic measurement)



Horizontal directivity isobars



Vertical directivity isobars