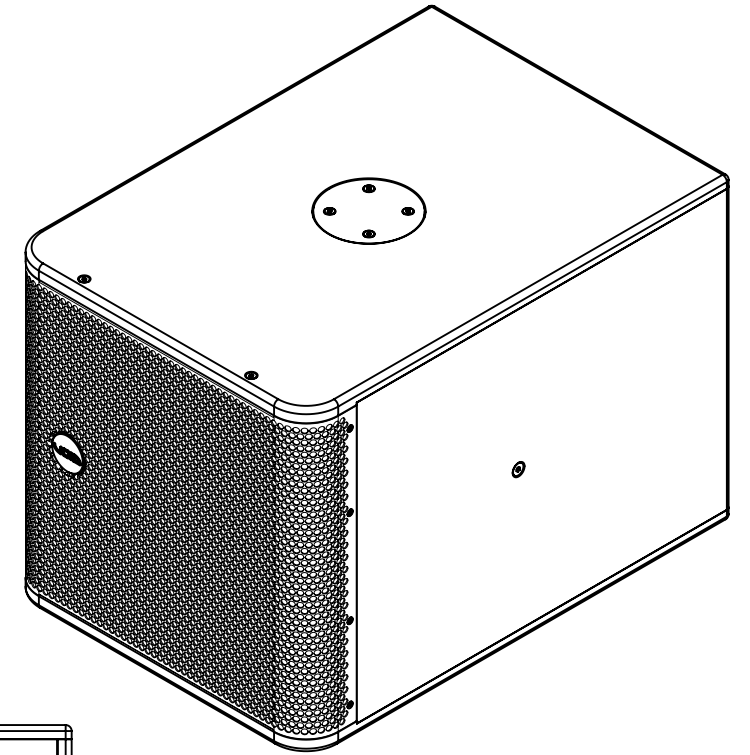
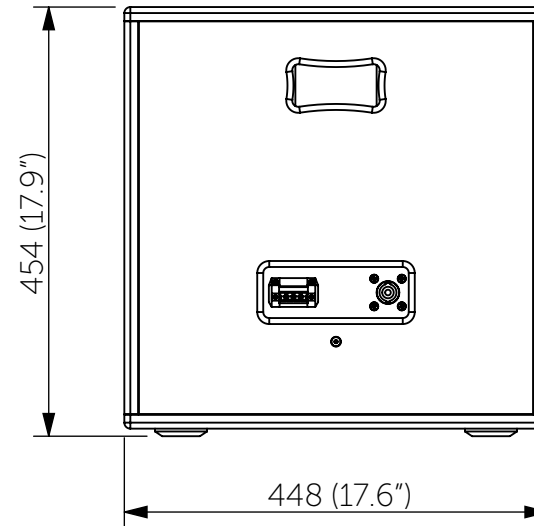
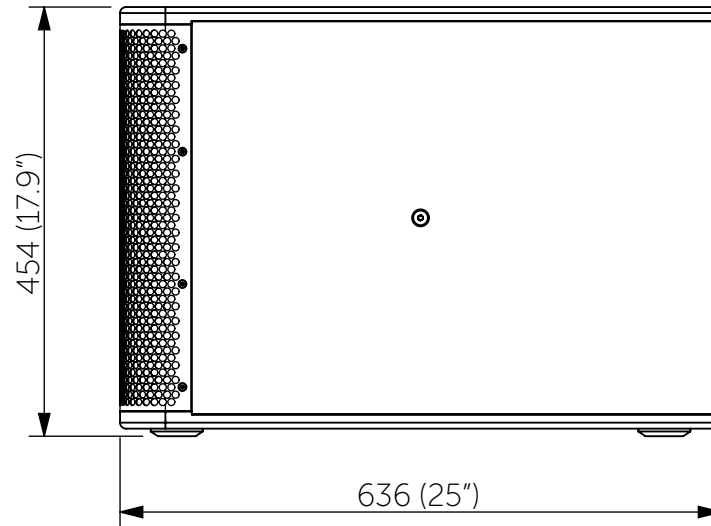
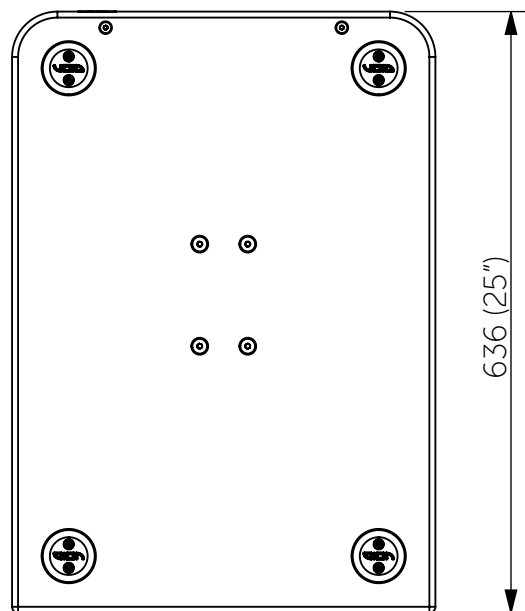
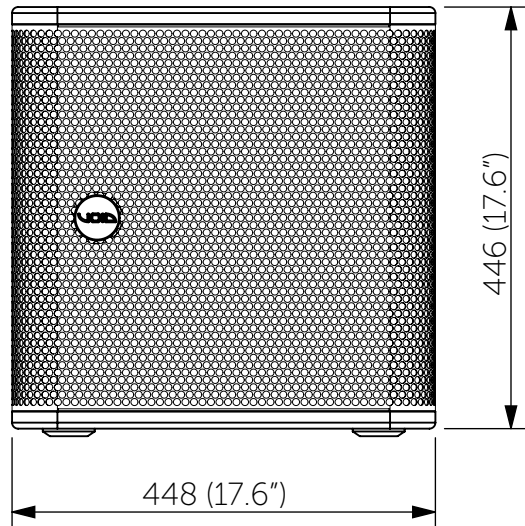
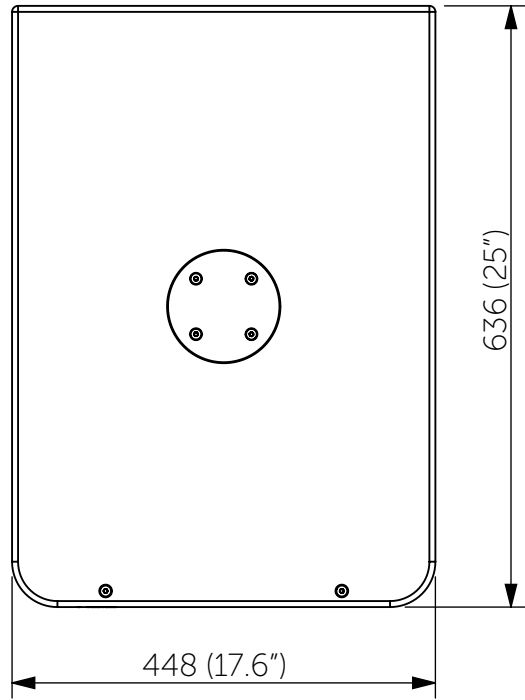


IF IN DOUBT ASK



	NAME	DATE	DIMENSIONS IN MILLIMETRES				
			FABRICATION <small>UNLESS OTHERWISE STATED</small>		MACHINING <small>UNLESS OTHERWISE STATED</small>		
DRAWN	Shen	19/12/2018	UP TO 500mm	+/-0.5mm	0, mm	+/- 0.5 mm	BREAK EDGE
CHECKED			500mm - 1m	+/-1.0mm	0.0 mm	+/- 0.2 mm	0.05 - 0.15mm
APPROVED			1m - 5m	+/-2.0mm	0.00mm	+/- 0.1mm	FILLET RADIS
			5m - 10m	+/-5.0mm	0.000mm	+/- 0.01mm	0.1 - 0.3mm
			ANGULAR	±1°	ANGULAR	±0.5°	

SURFACE TEXTURE VALUES IN MICROMETRES (µm) TO BS1134-PT2. ALL MACHINED SURFACES TO BE ✓. ALL SCREW THREADS TO BS3643 PT.2.

TITLE: Venu 115 V2 Assembly		DRAWING No. SP00021_001	
PROJECT: Venu 115 V2		SAP No.	REV. A
MATERIAL: AS ABOVE	GUAGE: (mm)	EST. WEIGHT: (Kg) 24	
FINISH:	COLOUR:	TEXTURE:	
THIRD ANGLE PROJECTION TO BS 8888		SCALE: 1:8	SHT 1 OF 1 SHTS
		SHEET: A3	



VOIDACOUSTICS.COM
REPRODUCTION OF ANY PART OF THIS DOCUMENT IS FORBIDDEN WITHOUT PRIOR PERMISSION FROM VOID ACOUSTICS.
DESIGN COPYRIGHT RESERVED.
CONFIDENTIAL AND PROPRIETARY INFORMATION OF VOID ACOUSTICS.